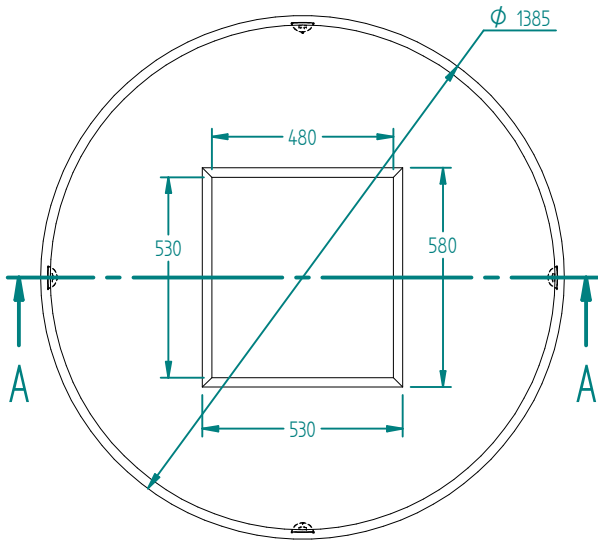
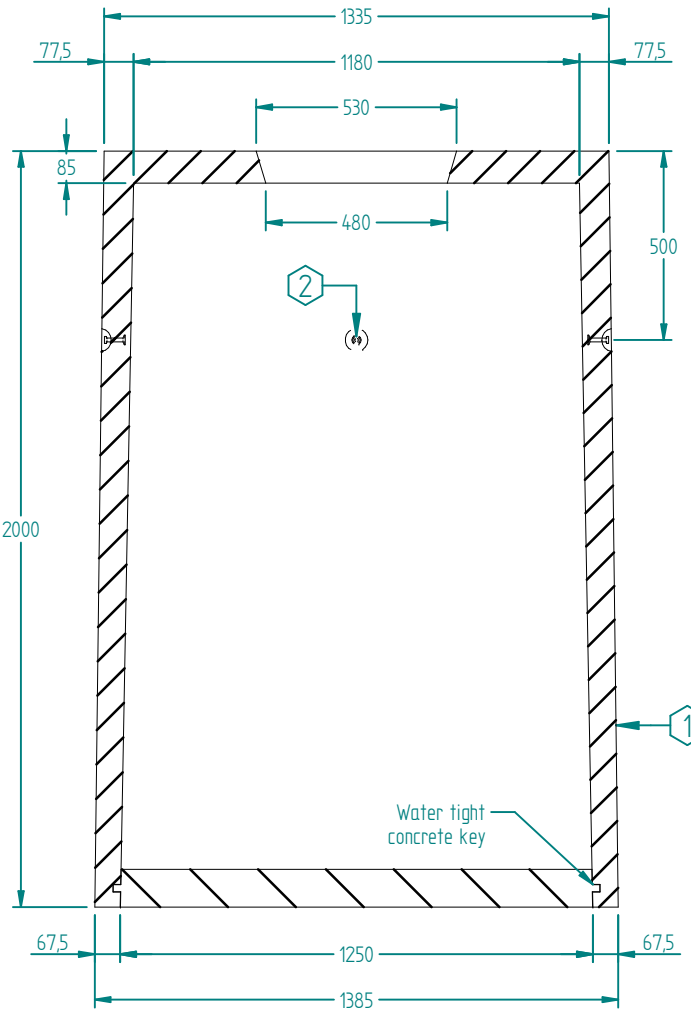


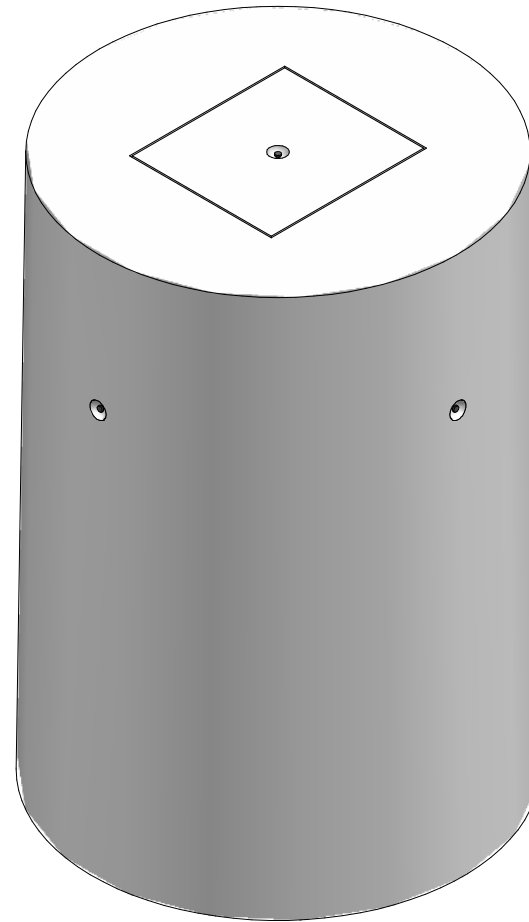
Cover



Plan View



SECTION A-A  
1:20



**CLASS RATING**  
STANDARD DUTY

**LIVE LOAD LIMITS**  
< 0.5 tonne Max

**DEAD LOAD**  
0 to 0.5 Metre fill

**CONCRETE GRADE**  
0 to 0.5 Metre fill 40MPa  
Exposure Classification B1  
AS 3600-2001

**TOTAL MASS**  
Cover = 54 kg  
Tank = 1.879 Tonnes

**LIFTING**  
Swiftlift Foot Anchor  
Cover - 1 x 13t x 55mm  
Tank - 4 x 13t x 55mm  
Swiftlift Clutches Required

**WATER VOLUME**  
2100 Litres

**TANK BASE NOTES**  
Bearing capacity of soil  
under the tank to be  
150 Kpa Minimum

**NOTES**  
Alternative access options  
can be manufactured  
Enquire with Tanket

No.	Item Code	Qty.	Description
1	T2100SD	1	2100L SD Concrete Tank
2	T1FA055	4	Swiftlift Foot anchors 1.3T x 55mm
3	T600V006	1	Square Manhole Cover
4	T1FA055	1	Swiftlift 1.3T x 55mm ea - Manhole



**TANKET**  
26 - 30 Ramset Drive  
Chirside Park, Victoria, 3116 Australia  
Ph: 1300 TANKET / 1300 826 538 - 03 9726 0756  
www.tanket.com.au  
A Division of Neilsen Industries Australia

2100 Litre Concrete Tank Standard Duty			
SCALE	1:20	DRG No.	REV
DATE	12/07/2019	T2100SD	-
DRAWN	W.N.	CHECKED	J. NEILSEN
			SIZE A4
No.	DATE	REVISION	